

## LISTINO PREZZI TUBI GRES

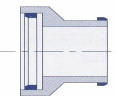
### TUBI IN GRES CERAMICO PER FOGNATURE NORME / BS EN 295


- Tubi costruiti in Gres Ceramico con imbocco a bicchiere e giunto elastico tipo rapido a doppia guarnizione di tenuta.
- Lunghezza tubo standard: 2,00 MTL.
- Carico di rottura KN: Classe Standard
- Guarnizione doppia: **tipo C in poliuretano a partire dal DN 200**

| DIAMETRO TUBO     | CLASSE Normale | KN          | LUNGHEZZA TUBO MTL | PREZZO IN EURO PER MTL |
|-------------------|----------------|-------------|--------------------|------------------------|
| *DN 150* G. gomma | “              | 34          | 1,5                | <b>15,77</b>           |
| DN 200            | 160            | 32          | 2,0                | <b>29,40</b>           |
| DN 250            | 160            | 40          | 2,0                | <b>37,76</b>           |
| DN 300            | 160            | 48          | 2,0                | <b>50,00</b>           |
| *DN 350*          | <b>*120*</b>   | <b>*42*</b> | 2,0                | <b>64,34</b>           |
| DN 400            | 120            | 48          | 2,0                | <b>75,63</b>           |
| DN 500            | 120            | 60          | 2,0                | <b>128,88</b>          |
| DN 600            | 95             | 57          | 2,0                | <b>195,24</b>          |
| DN 700            | 95             | 67          | 2,0                | <b>263,65</b>          |
| DN 750            |                | 60          | 2,0                | A RICHIESTA            |
| DN 800            | L              | 60          | 2,0                | A RICHIESTA            |
| DN 900            |                | 60          | 2,0                | A RICHIESTA            |
| DN1000            | L              | 60          | 2,0                | A RICHIESTA            |


## CLASSE EXTRA

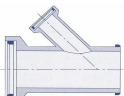
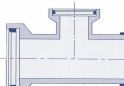
| DIAMETRO TUBO | CLASSE Extra | KN    | LUNGHEZZA TUBO MTL | PREZZO IN EURO PER MTL |
|---------------|--------------|-------|--------------------|------------------------|
| DN 200        | 320/240      | 64/48 | 2,0                | <b>36,34</b>           |
| DN 250        | 240          | 60    | 2,0                | <b>47,40</b>           |
| DN 300        | 240          | 72    | 2,0                | <b>62,75</b>           |
| DN 350        | 200          | 70    | 2,0                | <b>72,88</b>           |
| DN 400        | 200          | 80    | 2,0                | <b>106,85</b>          |
| DN 450        | 160          | 72    | 2,0                | <b>157,50</b>          |
| DN 500        | 160          | 80    | 2,0                | <b>166,00</b>          |
| DN 600        | 160          | 96    | 2,0                | A RICHIESTA            |
| DN 700        | 120          | 84    | 2,0                | A RICHIESTA            |

| RACCORDI TUBI TIPO <u>GE</u> lunghezza 25 cm |             |           |  |                 |
|--|-------------|-----------|---|-----------------|
| DN   | Classe KN/m | Giunzione | Pz/ pallet  | Prezzo Pz/ Euro |
| 150  | L/34        | F         |   | 23,80           |
| 200  | 160/32      | C         |   | 45,20           |
| 250  | 160/40      | C         |   | 50,50           |
| 300  | 160/48      | C         |   | 67,20           |
| 350  | 120/42      | C         |   | 92,70           |
| 400  | 120/48      | C         |   | 98,20           |
| 500  | 120/60      | C         |   | 129,10          |
| 600  | 95/57       | C         |   | 181,00          |
| 700  | 95/67       | C         |   | 252,70          |
| (Classe Extra.)                              |             |           |   |                 |
| 200  | 320/64      | C         |   | 48,10           |
| 200  | 240/48      | C         |   | -               |
| 250  | 240/60      | C         |   | 54,60           |
| 300  | 240/72      | C         |   | 72,70           |
| 350  | 200/70      | C         |   | 92,10           |
| 400  | 200/80      | C         |   | 109,10          |
| 500  | 160/80      | C         |   | 167,30          |

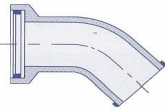
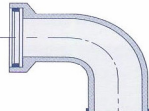
| RACCORDI TUBI TIPO <u>GZ</u> lunghezza 75 cm |             |           |  |                 |
|--|-------------|-----------|---|-----------------|
| DN   | Classe KN/m | Giunzione | Pz/ pallet  | Prezzo Pz/ Euro |
| 150  | L/34        | F         |   | 34,50           |
| 200  | 160/32      | C         |   | 52,70           |
| 250  | 160/40      | C         |   | 67,30           |
| 300  | 160/48      | C         |   | 84,00           |
| 350  | 120/42      | C         |   | 118,20          |
| 400  | 120/48      | C         |   | 125,50          |
| 500  | 120/60      | C         |   | 182,00          |
| 600  | 95/57       | C         |   | 236,40          |
| 700  | 95/67       | C         |   | 336,50          |

| <b>(Classe Extra.)</b> |        |   |  |               |
|------------------------|--------|---|--|---------------|
| 200                    | 320/64 | C |  | <b>63,70</b>  |
| 200                    | 240/48 | C |  | -             |
| 250                    | 240/60 | C |  | <b>87,30</b>  |
| 300                    | 240/72 | C |  | <b>118,20</b> |
| 350                    | 200/70 | C |  | <b>145,50</b> |
| 400                    | 200/80 | C |  | <b>155,50</b> |
| 500                    | 160/80 | C |  | <b>250,50</b> |

| <b>RACCORDI TUBI TIPO <u>GA</u> lunghezza 75 cm</b> |                    |                  |   |                        |
|---|--------------------|------------------|---|------------------------|
|   |                    |                  |  |                        |
| <b>DN</b>   | <b>Classe KN/m</b> | <b>Giunzione</b> | <b>Pz/ pallet</b>   | <b>Prezzo Pz/ Euro</b> |
| 150   | L/34               | F                |   | <b>27,30</b>           |
| 200   | 160/32             | C                |   | <b>52,50</b>           |
| 250   | 160/40             | C                |   | <b>61,50</b>           |
| 300   | 160/48             | C                |   | <b>82,00</b>           |
| 350   | 120/42             | C                |   | <b>118,20</b>          |
| 400   | 120/48             | C                |   | <b>123,70</b>          |
| 500   | 120/60             | C                |   | <b>182,00</b>          |
| 600   | 95/57              | C                |   | <b>227,30</b>          |
| 700   | 95/67              | C                |   | <b>345,50</b>          |
| <b>(Classe Extra.)</b>                              |                    |                  |   |                        |
| 200   | 320/64             | C                |   | <b>55,50</b>           |
| 250   | 240/48             | C                |   | <b>70,10</b>           |
| 300   | 240/72             | C                |   | <b>96,50</b>           |
| 350   | 200/70             | C                |   | <b>132,80</b>          |
| 400   | 200/80             | C                |   | <b>154,60</b>          |
| 500   | 160/80             | C                |   | <b>235,00</b>          |

| GIUNZIONI<br>BRAGHE 45°-90° |                |           |  |  |
|-----------------------------|----------------|-----------|---|---|
|                             |                |           | Giunzione 45°   | Giunzione 90°   |
| DN                          | Classe<br>KN/m | Giunzione | Prezzo Pz/ Euro   | Prezzo Pz/ Euro   |
| 150-150                     | L/L            | C/F       | 58,20   | <b>54,60</b>  |
| 200-150                     | 160/L          | C/F       | 80,00   | <b>72,80</b>  |
| 200-200                     | 160/160        | C/C       | 81,80   | <b>74,60</b>  |
| 250-150                     | 160/L          | C/F       | 109,10  | <b>98,20</b>  |
| 250-200                     | 160/160        | C/C       | 110,90  | <b>103,70</b>   |
| 250-250                     | 160/160        | C/C       | 189,10  | <b>180,00</b>   |
| 300-150                     | 160/L          | C/F       | 145,50  | <b>132,70</b>   |
| 300-200                     | 160/160        | C/C       | 145,50  | <b>132,70</b>   |
| 300-250                     | 160/160        | C/C       | 163,60  | <b>145,50</b>   |
| 300-300                     | 160/160        | C/C       | 218,20  | <b>200,00</b>   |
| 350-150                     | 120/L          | C/C       | 200,00  | <b>178,20</b>   |
| 350-200                     | 120/160        | C/C       | 200,00  | <b>178,20</b>   |
| 350-250                     | 120/160        | C/C       | 203,60  | <b>181,80</b>   |
| 350-300                     | 120/160        | C/C       | 220,00  | <b>192,70</b>   |
| 400-150                     | 120/L          | C/F       | 200,00  | <b>181,00</b>   |
| 400-200                     | 120/160        | C/C       | 200,00  | <b>181,00</b>   |
| 400-250                     | 120/160        | C/C       | 240,00  | <b>200,00</b>   |
| 400-300                     | 120/160        | C/C       | 249,00  | <b>210,00</b>   |
| 500-150                     | 120/L          | C/F       | 325,50  | <b>300,00</b>   |
| 500-200                     | 120/160        | C/C       | 330,10  | <b>305,50</b>   |
| 500-250                     | 120/160        | C/C       | 345,50  | <b>336,40</b>   |
| 500-300                     | 120/160        | C/C       | 356,40  | <b>347,30</b>   |
| 600-150                     | 95/L           | C/F       | 380,60  | <b>370,00</b>   |
| 600-200                     | 95/160         | C/C       | 390,10  | <b>380,00</b>   |
| 600-250                     | 95/160         | C/C       | 461,80  | <b>436,40</b>   |
| 600-300                     | 95/160         | C/C       | 470,10  | <b>449,00</b>   |
| <b>(Classe Extra.)</b>      |                |           |   |   |
| 200-150                     |                | C/F       | 87,30   | <b>81,80</b>  |
| 200-200                     | 320/320        | C/C       | 94,60   | <b>90,10</b>  |
| 250-150                     | 240/L          | C/F       | 140,00  | <b>128,00</b>   |

|         |         |     |        |               |
|---------|---------|-----|--------|---------------|
| 250-200 | 240/240 | C/C | 160,00 | <b>145,50</b> |
| 250-250 | 240/240 | C/C | 218,20 | <b>201,80</b> |
| 300-150 | 240/L   | C/F | 165,50 | <b>149,10</b> |
| 300-200 | 240/320 | C/C | 172,80 | <b>170,10</b> |
| 300-250 | 240/240 | C/C | 236,40 | <b>218,20</b> |
| 300-300 | 240/240 | C/C | 272,70 | <b>267,30</b> |
| 400-150 | 200/L   | C/F | 240,00 | <b>227,30</b> |
| 400-200 | 200/240 | C/C | 274,60 | <b>260,00</b> |
| 400-250 | 200/240 | C/C | 290,10 | <b>287,30</b> |
| 400-300 | 200/240 | C/C | 316,40 | <b>298,20</b> |

| CURVE 45° - 90°        |             |           |  |  |
|------------------------|-------------|-----------|---|---|
| DN                     | Classe KN/m | Giunzione | CURVA. 45°<br>Prezzo Pz/ Euro   | CURVA. 90°<br>Prezzo Pz/ Euro   |
| 150                    | L/34        | F         | 28,20   | <b>31,90</b>  |
| 200                    | 160/32      | C         | 52,80   | <b>54,50</b>  |
| 250                    | 160/40      | C         | 87,30   | <b>96,50</b>  |
| 300                    | 160/48      | C         | 125,50  | <b>145,50</b>   |
| 350                    | 120/42      | C         | 180,00  | <b>216,40</b>   |
| 400                    | 120/48      | C         | 236,40  | <b>281,50</b>   |
| 500                    | 120/60      | C         | 470,00  | <b>578,20</b>   |
| 600                    | 95/57       | C         | 490,00  | <b>636,40</b>   |
| 700                    | 95/67       | C         | 709,10  | <b>745,50</b>   |
| <b>(Classe Extra.)</b> |             |           |   |   |
| 200                    | 320/64      | C         | 62,00   | <b>67,30</b>  |
| 200                    | 240/48      | C         | -   | -   |
| 250                    | 240/60      | C         | 100,00  | <b>114,60</b>   |
| 300                    | 240/72      | C         | 140,00  | <b>172,50</b>   |
| 350                    | 200/70      | C         | 254,60  | <b>278,80</b>   |
| 400                    | 200/80      | C         | 263,60  | <b>305,50</b>   |
| 500                    | 160/80      | C         | 475,30  | <b>523,50</b>   |

**LISTINO PREZZI FEBBRAIO 2008.**